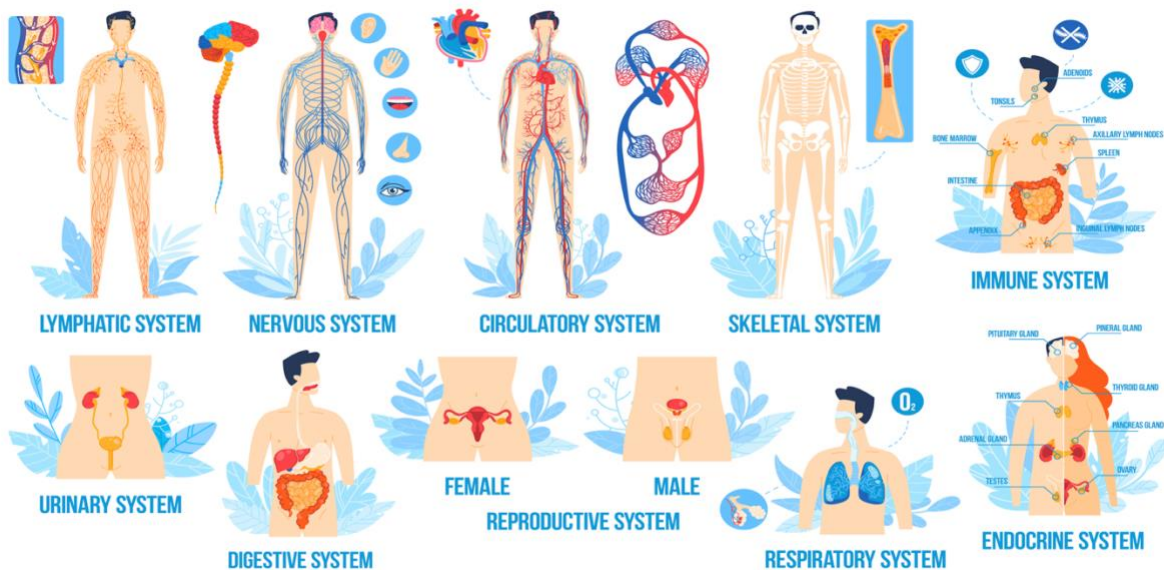


AE Academic English UK

Systems of the Human Body



5. Lymphatic System

EXAMPLE

Copyright: These materials are photocopiable but we would appreciate it if all logos and web addresses were left on materials. Thank you.

Teacher's Notes

Lesson aim:

To review/to teach one of the eleven body systems through a range of activities.

Timing:

60 minutes+

Who is this for?

This lesson has been designed as either a range of reviewing/recycling tasks for those that already have some medical knowledge or as a range of activities for those beginning their medical studies.

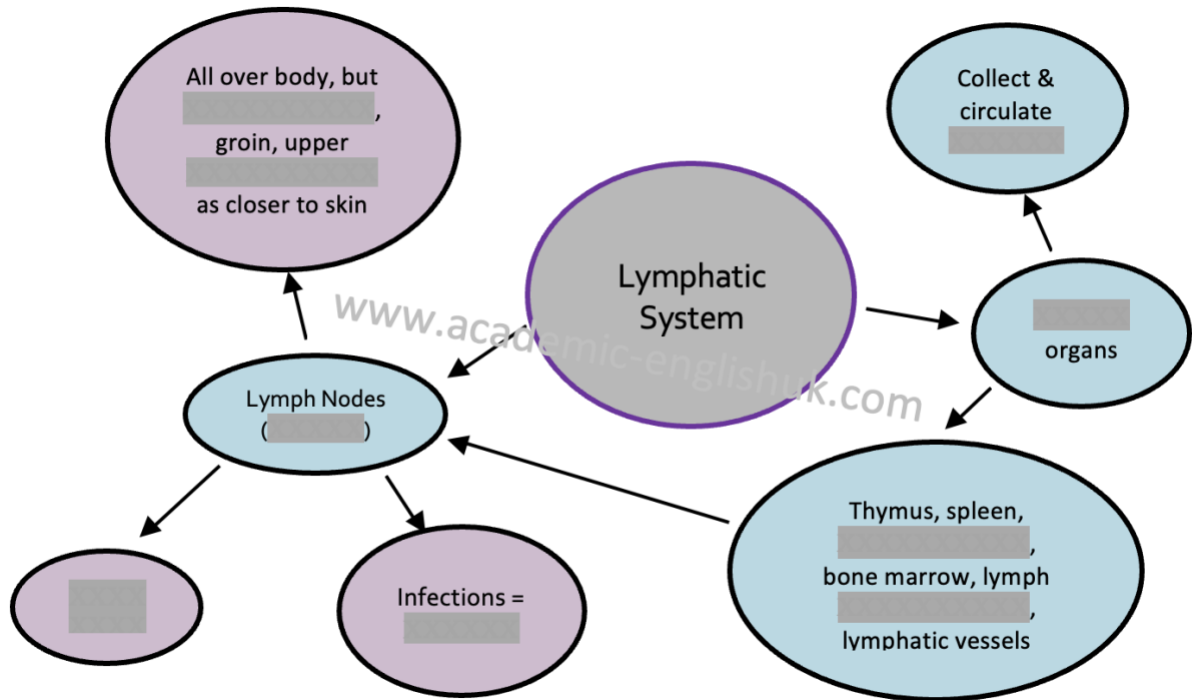
Level	Medical Knowledge Level	Lesson Ideas	Lesson Timing
All	None	<ol style="list-style-type: none"> 1. Pre-teach the vocabulary before each body system. 2. Drill pronunciation after each body system. 3. Test each body system at the end of each lesson using the test questions at the back of this booklet. Select the questions that are relevant to the body system you wish to test. 	<p>40 mins for the introduction. 50-60 mins per system.</p>
All	Some	<ol style="list-style-type: none"> 1. Students can work through each task in small groups or pairs if the teacher does not know how much medical knowledge the students have. 2. Drill pronunciation of key medical terms after each body system. 	<p>30 mins for the introduction. 40-50 mins per system.</p>
All	Studied topic previously	<p>Use as a reviewing/recycling task. Run as a workshop where students are working at their own pace with the teacher feeding in the sample answers when required.</p>	<p>20 mins for the introduction. 20 -30 mins per system.</p>

Differentiation: Extension ideas

1. Gap fill exercises – remove each table of ‘given’ words.
2. Text boxes – find collocations.
3. Sample paragraph answers – paraphrase or summarise content.
4. Sample paragraph answers – extend the paragraph by researching the organ/system and adding to what has been given.
5. Write a paragraph of other organs or glands in that system.
6. Draw a diagram of an organ and label it.
7. Research an organ and present it to the class.

5. The Lymphatic System EXAMPLE

5.1. Write a definition of the lymphatic system using the mind map. Write about 100 words.



Write your answer here, and then compare with a partner. Is lymphatic system the same as your partner's?

5.2. Put the words from the box into the table . The first one has been done for you. Say the words aloud with your partner when you have finished.

lymphatic		appendix	thymus		tonsils
	abdomen		groin	excess	

Oo		oOo	Ooo
thymus			

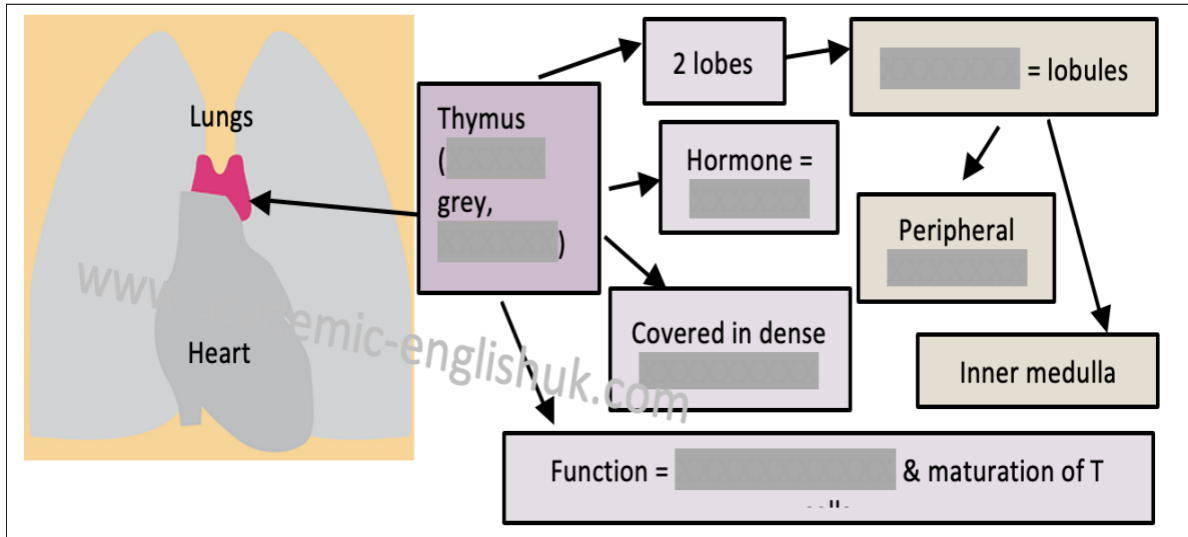
5.3. Complete the gaps in the paragraph about the lymph nodes. Compare with a partner when you have finished.

lymph		B cells		bean-shaped
	lymph vessels		abnormal cells	

Situated throughout the human body along the _____, the _____ glands are _____ glands of _____ monitor and cleanse _____, a colourless _____ around the body, as it _____. Connected to _____ by _____ the _____ of lymph tissue, white blood cells called _____, _____ consist of _____ and T cells, and _____, which _____ role in fighting _____ damaged and _____.

5.4. Read the paragraph aloud to your partner who will check your pronunciation. Your partner will then read it aloud to you so you can check their pronunciation.

5.5. Write a paragraph _____ in no more that 80 words using the information below.



Write your answer here, and then compare with a partner. _____ the same as your partner's?

5.6. **Research task:** select one aspect _____ in. Spend 15 minutes finding out what you can about it and present this information in small groups.

5. The Lymphatic System ANSWERS

5.1. Write a definition of the lymphatic system using the mind map. Write about 100 words.

As a major part of the immune system, the lymphatic system is a network of tissues and organs that collect and circulate excess fluid in the body. Consisting of the thymus, spleen...

ALL ANSWERS ARE INCLUDED IN PAID VERSION...