


AE Academic English UK

Process Writing



Describing Processes

Wind Energy

EXAMPLE

Copyright: These materials are photocopiable but please leave all logos and web addresses on handouts. **Please don't post these materials onto the web.** Thank you

Process Writing

EXAMPLE

Aim: To equip students with the knowledge and skills necessary to effectively document technical processes.

Time: 90 minutes

Introduction (5 minutes)

- Distribute the '**Process Writing**' document. Students share their ideas and knowledge of offshore wind energy with a partner or small groups.

Task 1 (10 minutes)

- Students label diagram with the words from the table.
- Feedback: Nominate students to share their ideas before displaying the **ANSWERS**.

Task 2 (10 minutes)

- Students work together to explain the process of offshore wind energy using the diagram.
- Feedback: Students present their ideas to another group.

Task 3 (10 minutes)

- Students read the '**Language Reference Guide**' in preparation for the process writing stage.

Process Writing (40 minutes)

- Students look at a detailed visual representation of offshore wind energy production.
- Set a time limit of 40 minutes and a word limit of 200-250 words.

Feedback Suggestions

- Students use the '**Peer Feedback Sheet**' to review a partner's work (see **ANSWERS**).
- Teacher marks and provides feedback using the error correction code.
- <https://academic-englishuk.com/wp-content/uploads/2024/12/Error-Correction-Code-AEUK.pdf>
- Students compare their writing to the sample answer (see **ANSWERS**).

Extension

- Students analyse the sample answer for time expressions and tense use.

Differentiation

Before writing suggestions:

- Pre-teach the vocabulary of the selected process.
- Allow students time to research the selected process.
- Allow students to plan their response in pairs.

Writing activity suggestion:

- Allow students to write in pairs or small groups.
- Provide students with the topic sentence from the sample answer as a starting point.
- High level learners could complete the task without the language reference guide.

Process Writing

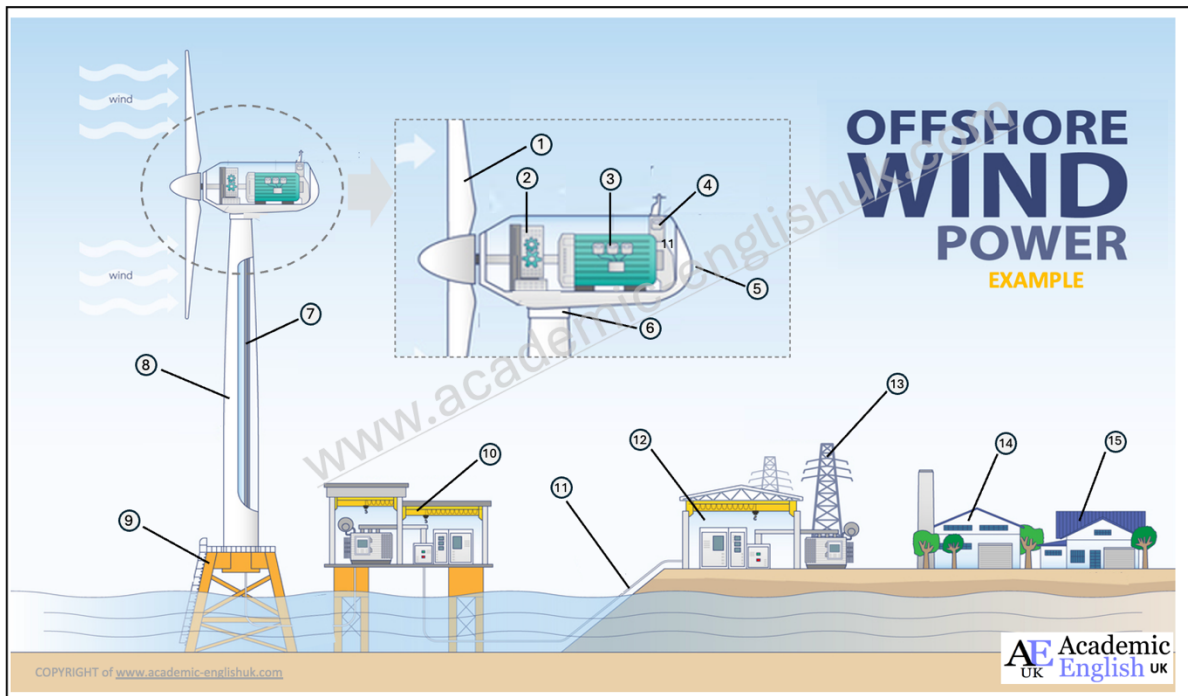
EXAMPLE

Introduction

How much do you know about offshore wind energy? Write down some ideas and discuss what you know about the process.

Task 1

Work with your partner(s) to label the diagram below. Use your prior knowledge and a dictionary as needed and record your answers in the table provided. Compare with another pair/group when you have finished.



6	Yaw Drive		Ocean Floor Power Cable
	Transmission		Foundation
	Tower		Residential
	Onshore Substation		Power Cable

Task 2

Using the labelled diagram, try to explain the process with your partner(s).

Language Reference Guide **EXAMPLE**

The present simple active and present simple passive tenses are used to describe processes and how things work.

Grammar point	Example
Present simple active	Hydroelectricity production uses water from a reservoir to produce energy...
Present simple passive	First of all, water, which is called potential energy, is stored at a higher elevation in a reservoir...

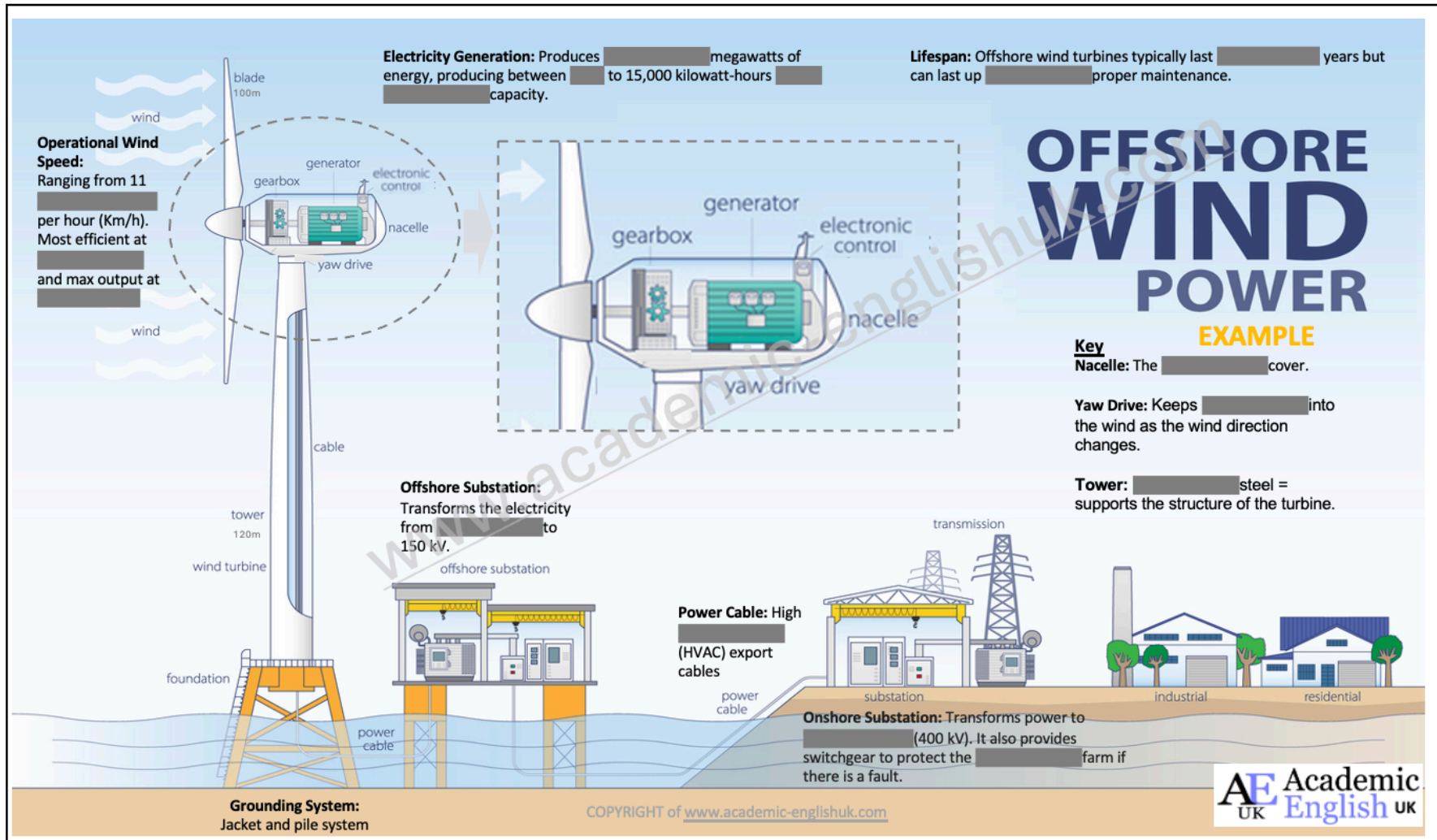
It is important to use time sequencing words to connect ideas together.

Time Expressions	Connectors	Importance
First, second, etc... To begin with, First of all, Initially, The process commences with... At this point, at this stage, Then, next, after that, Following this, Shortly after, The next step / stage... Once this step / stage is complete, the next step /stage is... After completion of this step /stage, the next step / stage is... Simultaneously, At the same time, Subsequently, Thereafter, Finally, ultimately, the last step...	after... as... as soon as... before... since... until... when... while... As a result, Consequently, Therefore, Thus, Because of this, Additionally, Furthermore, Also, Similarly, In the same way, However,	First and foremost, The most important part is... Predominately, Principally, Most importantly, The primary goal, Above all, Primarily, Essentially, The most significant...

These are common verbs and nouns used in process writing.

Common Verbs				Common Nouns	
to break down	to direct	to make	to remove	Action	Plant
to burn	to drive	to move up	to repeat	Activity	Phrase
to carry	to enter	to open	to return	Approach	Procedure
to cause	to examine	to operate	to reuse	Connection	Process
to charge	to extract	to pack	to recycle	Cycle	Stage
to cool	to distribute	to pass through	to rotate	Development	Step
to connect	to drill	to power	to send	Energy	Source
to continue	to extract	to process	to spin	Feature	System
to control	to flow	to produce	to store	Loop	Reaction
to convert	to follow	to pump	to transfer	Method	Repetition
to create	to force	to push	to transmit	Movement	Task
to decide	to generate	to reduce	to transport	Operation	Way
to depend on	to go through	to regulate	to travel	Pathway	
to design	to heat	to release	to use/reuse		
to dispose of	to increase				

Process Writing EXAMPLE: Look at the following detailed visual representation of offshore wind energy. Using the language reference guide to help you, write 200-250 words about the offshore wind energy production.



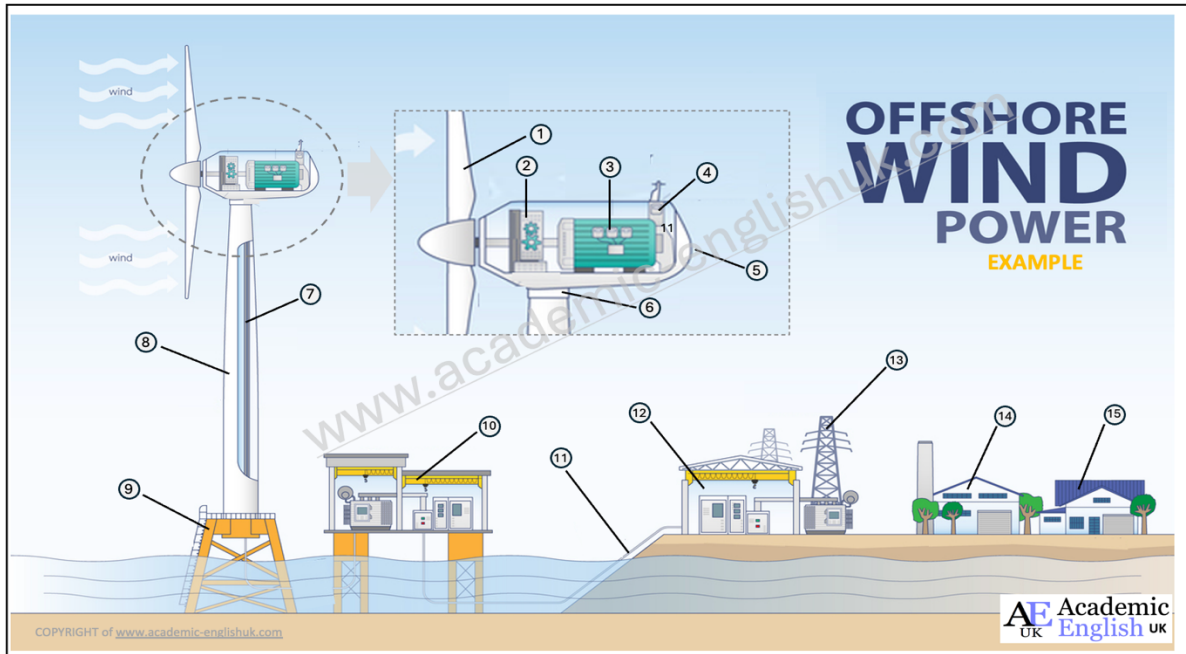
ANSWERS

ANSWERS

EXAMPLE

Task 1

Work with your partner(s) to label the diagram below. Use your background knowledge and a dictionary to help you. Compare with another pair/group when you have finished.



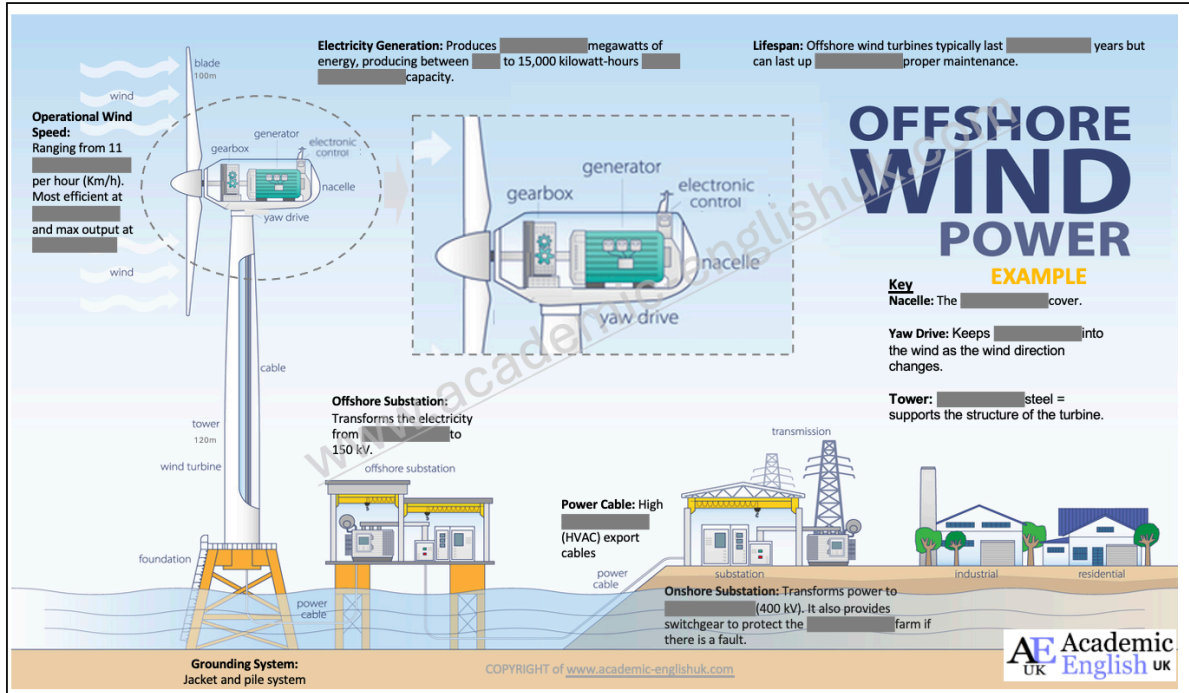
ALL ANSWERS IN PAID VERSION...

6	Yaw Drive		Ocean Floor Power Cable
	Transmission		Foundation
	Tower		Residential
	Onshore Substation		Power Cable

Process Writing Sample

EXAMPLE

Wind Energy



Offshore wind power relies on turbines installed in the ocean winds. using a sturdy foundation frame known as a jacket and pile system, a 120-meter tubular steel tower . The process begins when wind speeds exceed 11 km/h, with an optimal operating speed of 28 km/h km/h. At this the rotor remains aligned with the wind direction, allowing the 100-meter blades to start turning. gearbox, which , producing an average of 4,000 to 15,000 . Next, the generated electricity travels reaching the foundation the offshore substation. At this stage, the electricity is converted from a low voltage (kV) . Following this, it is transferred across the seabed via an HVAC cable to an onshore substation, where grid level, reaching up to 400 kV. Finally, the electricity is transmitted through the national grid residential properties. An offshore wind turbine typically has a lifespan of 25 years, though operating for up to .

227 Words

Process Writing Peer Feedback Sheet

EXAMPLE

	Yes	No	Comments <i>Anything missing, unclear or a mistake.</i>
Format			
Is the word count 200-250 words?			
Introduction			
Is there [redacted] ?			
Content			
Are there clear stages to each process?			
Have they [redacted] ?			
Have they paraphrased any of the content?			
Have they [redacted] ?			
Have they included any other information like the [redacted] etc...?			
Language			
Have they used present simple active? Where?			
Have they [redacted] Where?			
Have they used sequencers?			
Have they used [redacted] ?			
Have they used common verbs and nouns from the [redacted] ?			
Highlight any vocabulary mistakes.			
Highlight any [redacted].			
Highlight any academic style mistakes.			
Organisation			
Is it [redacted] ?			
Highlight anything you do [redacted] ?			
Overall			
What did your [redacted] well?			
What [redacted] improve?			