

Academic English UK

Academic English AI Speaking Tests

EXAMPLE



Copyright: These materials are photocopyable but we would appreciate it if all logos and web addresses were left on materials. Thank you.

Teacher's Notes **EXAMPLE**

Aim: To help students to be able to speak more fluently and confidently.

Time: 20 minutes per test.

Students: 2-3 students per test.

Delivery: This lesson can be delivered face-to-face or online. For online delivery, each worksheet could be placed in a class document on OneDrive or OneNote.

Section 1

2 minutes

- Section 1 is a general speaking activity. It focuses on one specific area of AI / technology. This is an individual activity, and each student is asked a number of these questions over 2 minutes. Students should answer the questions and show development using examples.

Section 2

2 minutes

- Section 2 is a photograph comparison activity. It focuses on comparing and contrasting two photographs and answering a specific question. Students should describe each photograph using comparison and contrast language and answer the question all within 2 minutes. There are two sets of photographs.
- [See appendices for larger images](#)

Section 3

4-5 minutes

- Section 3 is a task-based activity. It focuses on discussing a range of ideas and collectively choosing the best one(s). Students work together and spend 5 minutes discussing the choices and evaluating their effectiveness. They then collectively decide which one(s) would be more appropriate and why.
- [See appendices for larger images](#)

Section 4

4-5 minutes

- Section 4 is an opinion-based activity. It focuses on asking a range of opinion-based questions around the topic of section 3. Students answer the questions individually presenting their opinion and developing their answers with clear examples.

Marking Criteria

- The Cambridge Assessing Speaking Performance – Level B2:
<https://www.cambridgeenglish.org/images/168619-assessing-speaking-performance-at-level-b2.pdf>

Alternative speaking lesson:

These worksheets can also be used as speaking lesson practice.

- Give out 1 speaking test per group of 2-3 students.
- Students work through the test together following the timing.
- Section 1: Students take turns to answer the questions.
- Section 2: Students compare the photos in 2 minutes.
- Section 3: Students work collectively to complete the task.
- Section 4: Students take it in turns to answer the questions.

More academic speaking tests: <https://academic-englishuk.com/academic-speaking-tests/>

Speaking Test 1: AI in Education EXAMPLE

Part 1: Interview Questions

[2 minutes]

1. Do you use AI tools for studying?
2. _____
3. What AI tools do you use to check your work before submitting it?
4. _____ a teacher?

Part 2: Long Turn

[2 minutes]

Candidate A

Compare these two situations _____ effectively.

Photo 1: A student using an AI chatbot to explain a difficult concept.

Photo 2: A student working with a teacher in a classroom.

Photo 1: A student using an AI chatbot



Photo 2: A student working



Candidate B

Compare these two situations and say which might _____ more.

Photo 1: A student receiving AI-generated feedback.

Photo 2: A student _____ a classmate.

Photo 1: A student receiving



Photo 2: A student receiving



Follow-up Question

Do you _____ in the future?

*** NO WATERMARKS ON PAID VERSION**

Part 3: Collaborative Task

[4-5 minutes]

Work in twos or threes to discuss something together.

Some schools are considering introducing AI tools for all students. Look at the infographic below and decide collectively on which students. You have 2 minutes preparation time.



Part 4: Discussion Questions

[4 minutes]

1. What are the advantages of using AI in education?
2. Are using AI?
3. Should universities teach students how to use AI responsibly?
4. Do you think future?
5. How the next 20 years?

*** NO WATERMARKS ON PAID VERSION**

Speaking Test 2: AI in Everyday Life EXAMPLE

Part 1: Interview Questions

[2 minutes]

1. What AI technology do you use every day?
2. How [redacted] ?
3. Do you enjoy trying new AI technology?
4. What [redacted] most?

Part 2: Long Turn

[2 minutes]

Candidate A

Compare these two situations [redacted].

Photo 1: Someone using an AI assistant to organise their daily schedule.

Photo 2: Someone [redacted] paper diary.




Candidate B

Compare these two situations and [redacted] time.

Photo 1: A [redacted]-powered self-service checkout.

Photo 2: A customer being served by a shop assistant.



Follow-up Question

Would you [redacted] for you?

*** NO WATERMARKS ON PAID VERSION**

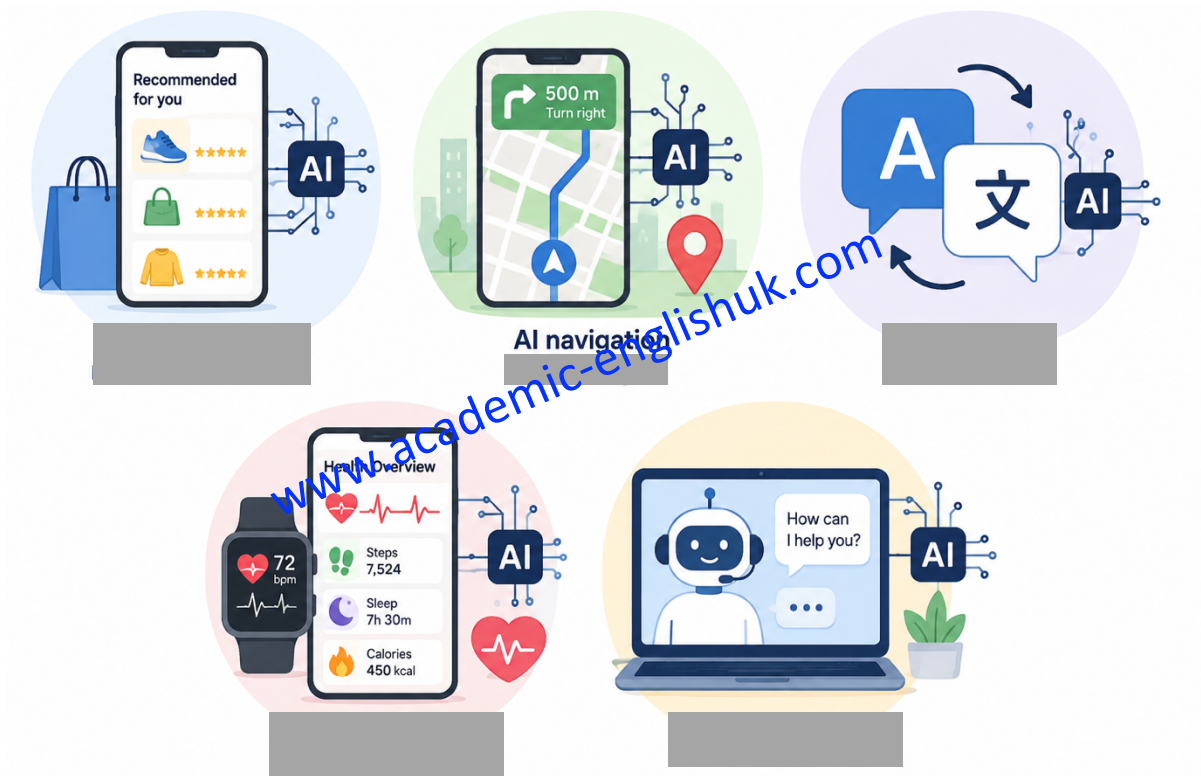
Part 3: Collaborative Task

[4-5 minutes]

Work in twos or threes to discuss something together.

AI is becoming part of everyday. Look at the infographic below and

of AI has lives. You have 2 minutes preparation time.



Part 4: Discussion Questions

[4 minutes]

1. Why are AI?
2. Do you think AI makes life easier?
3. What future?
4. Should governments regulate AI technology?
5. What to see?

*** NO WATERMARKS ON PAID VERSION**

Speaking Test 3: AI and the Future **EXAMPLE**

Part 1: Interview Questions

[2 minutes]

1. Are you interested in science and technology?
2. Do you [redacted] ?
3. What AI changes would you like to see in your city?
4. Do you think [redacted] lives?

Part 2: Long Turn

[2 minutes]

Candidate A

Compare these two situations and say which [redacted] more.

Photo 1: AI-controlled traffic systems reducing congestion.

Photo 2: AI New [redacted] systems.




Candidate B

Compare these two situations and say [redacted] healthcare.

Photo 1: Doctors using AI to analyse medical scans.

Photo 2: Doctors [redacted] AI support.



Follow-up Question

Which area of [redacted] most?

*** NO WATERMARKS ON PAID VERSION**

Part 3: Collaborative Task

[4-5 minutes]

Work in twos or threes to discuss something together.

Governments are investing in AI development. Look at the infographic below and decide collectively on [redacted]. You have 2 minutes preparation time.



Healthcare



Education



Part 4: Discussion Questions

[4 minutes]

1. What are the biggest opportunities created by AI?
2. What problems [redacted] quickly?
3. How can people [redacted] future?
4. Do you [redacted] jobs?
5. What responsibilities [redacted] developing AI?

*** NO WATERMARKS ON PAID VERSION**

Speaking Test 4: AI and Social Media EXAMPLE

Part 1: Interview Questions

[2 minutes]

1. How much time do you spend on social media each day?
2. Which social [redacted] country?
3. Are you concerned about misinformation on social media?
4. How has [redacted] recent years?

Part 2: Long Turn

[2 minutes]

Candidate A

Compare these two situations and say which [redacted] experience.

Photo 1: A person receiving personalised content recommendations on social media.

Photo 2: A person [redacted] independently.

Photo 1: A person receiving personalised



Photo 2: A person searching



Candidate B

Compare these two situations and say which [redacted] information.

Photo 1: A student [redacted] search tool.

Photo 2: A student using a traditional search engine.

Photo 1: A student using



Photo 2: A student using a



Follow-up Question

Do you think people [redacted] easily?






*** NO WATERMARKS ON PAID VERSION**

Part 3: Collaborative Task

[5 minutes]

Work in twos or threes to discuss something together.

Many social media platforms use AI to decide what content users see. Look at the infographic below and decide collectively on [redacted]. You have 2 minutes preparation time.

Showing relevant content	Reducing	Recommending	Displaying	Identifying
				
[redacted]	AI detects and limits hate speech, violence, or inappropriate content.	[redacted]	[redacted]	[redacted]

Part 4: Discussion Questions

[4 minutes]

1. How has social media changed communication?
2. What are the [redacted] online?
3. Should companies be [redacted] platforms?
4. Why [redacted] generated by AI?
5. How might AI [redacted] future?

*** NO WATERMARKS ON PAID VERSION**

Speaking Test 5: AI Tools for Vocabulary EXAMPLE

Part 1: Interview

[2 minutes]

1. What is your best strategy for revising vocabulary and retaining them long-term?
2. Which AI tools do you [redacted] new words?
3. Is it more effective to memorize vocabulary alone or practice it with a group?
4. How has AI [redacted] vocabulary?

Part 2: Long Turn

[2 minutes]

Candidate A

Compare these two situations and say which [redacted] vocabulary.

Photo 1: A university student using an AI vocabulary-learning app on a smartphone.

Photo 2: A university [redacted] from a textbook and notebook.

Photo 1: A university student using a [redacted]



Photo 2: A university student studying [redacted] book.



Candidate B

Compare these two situations and say [redacted] longer.

Photo 1: A student [redacted].

Photo 2: A group of students discussing and using new vocabulary in a seminar.

Photo 1: A student [redacted]



Photo 2: A group of students discussing [redacted]



Follow-up Question

Do you think students learn [redacted] interaction?

*** NO WATERMARKS ON PAID VERSION**

Part 3: Collaborative Task

[5 minutes]

Work in twos or threes to discuss something together.

Vocabulary learning is an important part of university study. Look at the infographic below and decide collectively on which [redacted]. You have 2 minutes preparation time.

The infographic illustrates four methods of vocabulary learning:

- using flashcards:** A stack of colorful cards. One card shows the word "abundant" with the definition "(adj.) existing in large amounts".
- RESEARCH:** A document with a bar chart and a pie chart.
- Vocabulary notebook:** A spiral notebook with a pen. The page is titled "Vocabulary" and lists definitions for "analyze", "concept", "derive", and "establish".
- mobile app:** A smartphone screen displaying a "Learn New Words" app. The word "Meticulous" is highlighted with the definition "(adj.) showing great care and attention to detail". Below are three options: "I know this" (checked), "Almost there" (unchecked), and "I don't know" (unchecked).
- discussing new words with classmates:** Two students sitting at a table. Speech bubbles show the words "persevere" (verb) and "perspective" (noun) with their definitions.

Part 4: Discussion Questions

[4 minutes]

1. Why do some [redacted] ?
2. Do you think students rely too much on translation tools?
3. Is [redacted] easier?
4. Should universities provide [redacted] ?
5. What advice would [redacted] ?

*** NO WATERMARKS ON PAID VERSION**



APPENDICES

EXAMPLE

Speaking Test 1: AI in Education EXAMPLE

Candidate A

Compare these two situations and say which might help students learn more effectively.

Photo 1: A student using an AI chatbot to [redacted]



Photo 2: A student working [redacted]



Candidate B

Compare these two situations and say which might help students improve their writing more.

Photo 1: A student receiving [redacted]



Photo 2: A student receiving [redacted]



Follow-up Question

Do you think AI will change the role of teachers in the future?

*** NO WATERMARKS ON PAID VERSION**

Speaking Tests 2-5

ALL BIGGER PHOTOS INCLUDED IN PAID VERSION...

Test 1: Part 3 Collaborative Task

[4-5 minutes]

Work in twos or threes to discuss some of the ideas below. Some schools are considering introducing AI tools for all students. Look at the infographic below and decide collectively on which of these AI tools would be most beneficial for students. You have 2 minutes preparation time.

ing together.

AI tools for all students. Look at the infographic below and decide collectively on which of these AI tools would be most beneficial for students. You have 2

1 **AI**
The results show that students perform better with regular practice.
perform → perform

2 WEEKLY STUDY PLAN
MON TUE WED THU FRI SAT SUN
Reading Seminar Research Tutoring
To-do:
Read chapter 4
Article review
Problem set
Prepare slides

3 **AI**
Explain this concept in simpler terms
Supply and demand is a model that explains how the price of a good is determined by how much people want it and how much is available.
Price ↑
Quantity
Supply
Demand

4 **AI Practice Questions**
1. Which of the following best describes the main argument of the article?
A. Option A
B. Option B
C. Option C
D. Option D
2. According to the passage, what is one cause of the problem?

5 **AI Feedback**
A+ — Good analysis of evidence
Strengths
Clear structure
Good supporting arguments
Good referencing
Areas to Improve
Expand on counterarguments
Check consistency in citation style
Research Essay
UNIVERSITY

*** NO WATERMARKS ON PAID VERSION**

Collaborative Tasks 2-5

ALL BIGGER INFOGRAPHIC IMAGES INCLUDED IN PAID VERSION...